

Completion, Graduation and Transfer Rates

The Student Right to Know Act requires Johnston Community College to disclose information about completion, graduation and transfer rates to current and prospective students and the public. This information is provided to the students and prospective students in the student handbook, mailings to students and through other publications.

Graduation and Transfer Rates

	2012	2013	2014	2015	Four-Year Totals
Student Cohort	223	304	286	319	1,132
Completers within 150%	193	232	225	211	861
Graduation Rate	87%	76%	79%	66%	76%
Transfer-Out Students	5	13	19	24	61
Transfer Rate	2%	4%	7%	8%	5%


Placement

UTAM is an academic institution and does not provide vocational training nor guarantee employment or placement to students who complete its programs.

Undergraduate transfer-in enrollment


239

ATTENDANCE STATUS



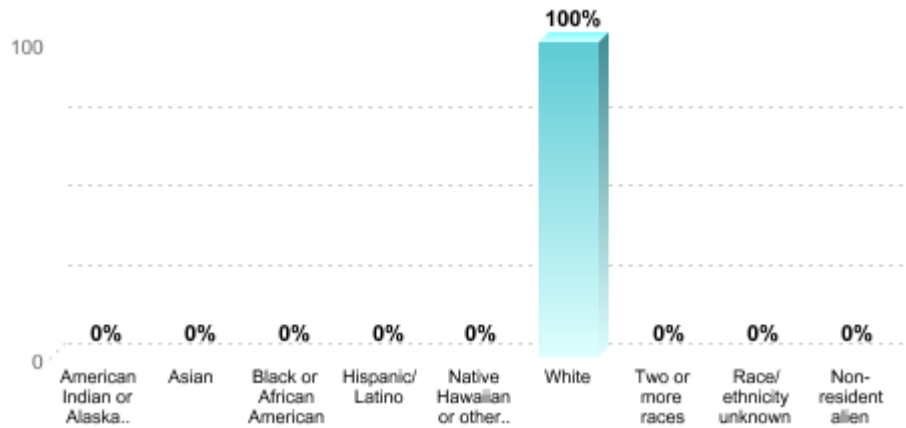
100%
Full-time

STUDENT GENDER

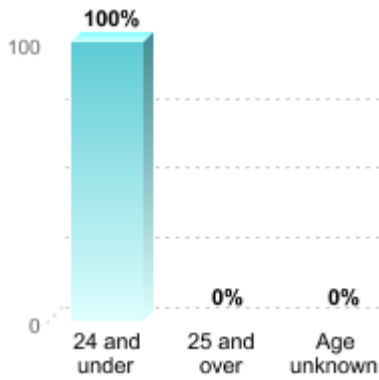


100%
Male

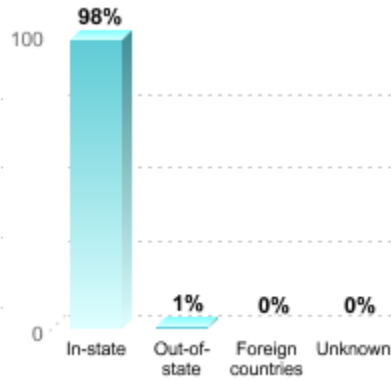
STUDENT RACE/ETHNICITY



UNDERGRADUATE STUDENT AGE

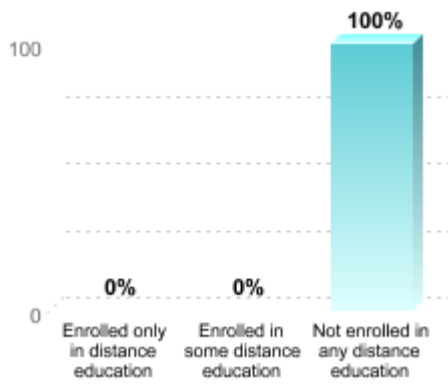


UNDERGRADUATE STUDENT RESIDENCE



Residence data are reported for first-time degree/certificate-seeking undergraduates, Fall 2020.

UNDERGRAD
UATE DISTANCE EDUCATION STATUS



+ FINANCIAL AID

Full-time Beginning Undergraduate Students

- Beginning students are those who are entering postsecondary education for the first time.

TYPE OF AID	NUMBER RECEIVING AID	PERCENT RECEIVING AID	TOTAL AMOUNT OF AID RECEIVED	AVERAGE AMOUNT OF AID RECEIVED
Any student financial aid ¹	353	78%	—	—
Grant or scholarship aid	353	78%	\$5,015,324	\$14,208
Federal grants	351	77%	\$3,319,810	\$9,458
Pell grants	351	77%	\$3,272,110	\$9,322
Other federal grants	160	35%	\$47,700	\$298
State/local government grant or scholarships	316	69%	\$1,463,081	\$4,630
Institutional grants or scholarships	38	8%	\$232,433	\$6,117
Student loan aid	0	0%	\$0	—
Federal student loans	0	0%	\$0	—
Other student loans	0	0%	\$0	—

- ¹ Includes students receiving Federal work study aid and aid from other sources not listed above.

All Undergraduate Students

TYPE OF AID	NUMBER RECEIVING AID	TOTAL AMOUNT OF AID RECEIVED	AVERAGE AMOUNT OF AID RECEIVED
Grant or scholarship aid ¹	2,051	\$26,821,440	\$13,077
Pell grants	2,039	\$16,482,270	\$8,084
Federal student loans	0	\$0	—

- ¹ Grant or scholarship aid includes aid received, from the federal government, state or local government, the institution, and other sources known by the institution.